



CHILD AND FAMILY SERVICES

2024-2025

ANNUAL REPORT



www.childstartinc.org

Table of Contents

Cover	01
Table of Contents	02
Executive Director's Message	03
Mission, Vision and Values	04
Programs	05
Health and Dental Outcomes	06-08
Family Services Outcomes	09-10
Enrollment	11
School Readiness Goals	12-15
School Readiness Outcomes	
Financial Statement	16
Community Partners	17

“Every child deserves a champion—an adult who will never give up on them, who understands the power of connection and insists they become the best they can possibly be.”

— RITA PIERSON

Executive Director’s Message



Juan Carlos Cisneros
Executive Director

A handwritten signature in black ink that reads "Juan Cisneros".

Program Year 2024-2025 was a year of discovery, as we engaged in understanding more deeply our community needs and addressing them. Data from Child Start’s community assessment show that there is a decreasing population of children zero to five in our service area; increased access to preschool services for four-year-old children due to transitional kindergarten; and increased need to support low-income families with addressing issues of trauma. Further, the data show that the biggest unmet need continues to be center-based early care and education for infants and toddlers, especially for working parents.

In response to community needs, Child Start engaged in four important initiatives in 2024-2025:

1. Designed a change in scope for program year 2025-2026, converting Head Start Preschool (HSP) slots into Early Head Start (EHS) slots for infants and toddlers. Additionally, we converted some some EHS home-based slots to center base to support working families.
2. Expanded our services into Contra Costa in partnership with the Mexican American Opportunity Foundation. We established child care partnerships with nine licensed facilities to offer Head Start services in Pinole, Richmond, Rodeo, Hercules, and San Pablo.
3. Worked with community partners to initiate construction to open two early learning centers in Vallejo and Napa, offering a variety of child care options (including six Early Head Start classrooms) and social services in one location.
4. Continued our work to become a trauma-informed organization, providing training for staff and funds to promote trauma-informed principles with teams and enrolled families.

Altogether in 2024-2025, we expanded Head Start services to 48 families with infants, toddlers, and preschoolers across nine providers in Contra Costa. Further, we have set the stage to open six EHS classrooms to serve an additional 72 EHS families at the early learning centers in Napa and Vallejo. We are incredibly proud of our accomplishments this year and look forward to further discovery and opportunity to further meet the needs of families with young children in partnership with the community.

MISSION, VISION AND VALUES



Mission

Child Start supports the education, social and emotional development of children, ages 0-5, by providing high quality, comprehensive and family-focused early childhood services in partnership with the community.

Vision

A community in which everyone has an inherent right to health, education, and opportunity that creates global impact.

Values

Belonging	We promote children's sense of self-worth and belonging.
Collaboration	We establish strength-based partnerships with all families.
Change Agents	We are community leaders in collaboration to achieve high standards of quality.
Respect	We treat each other and others with respect.
Learning	We focus on improvement: self, team, agency, and community.
Engagement	We create an atmosphere that promotes fun, humor, and relationships.
Accountable	We are accountable to self, our team, and the families we serve.
Creativity	We foster a safe place to innovate, make mistakes and ask for clarity.
Culture	We are committed to a culture of rewarded vulnerability, open feedback, and accountability.

PROGRAMS



EARLY HEAD START

The Early Head Start program is dedicated to building strong partnerships between staff and parents to support the social, emotional, physical, and cognitive development of children from birth to 36 months. Families with children under three years of age receive services in center-based and home-based options.



HEAD START PRESCHOOL

The Head Start Preschool program is committed to fostering school readiness by equipping children three to five years of age with the knowledge, skills, and confidence needed for a successful transition to kindergarten. Through a comprehensive range of services delivered in an engaging learning environment, we support children and their families in building a strong foundation for lifelong learning and success.



CHILD CARE PARTNERSHIP

Child Start's Child Care Partnership (CCP) program strengthens the quality and effectiveness of licensed child care centers and family child care homes throughout Napa, Solano and Contra Costa Counties. Grounded in the Head Start model, the program supports partners in expanding their capacity to deliver high-quality care for infants, toddlers and preschoolers while also increasing access to integrated services for working parents.



RAISING A READER

Child Start's Raising A Reader program brings the joy of reading to every Head Start Start classroom in Napa, Solano and Contra Costa Counties through a weekly book exchange. This impactful initiative strengthens family reading habits, fosters parent-child connections, and supports kindergarten readiness across diverse cultural and linguistic backgrounds. By promoting family engagement, Raising A Reader encourages healthy brain development, builds early literacy and language skills, and inspires a lifelong love of reading.

HEALTH AND DENTAL OUTCOMES

Health and dental outcomes remain a cornerstone of Head Start Preschool and Early Head Start programs, ensuring that every child receives the comprehensive care needed for healthy growth and development. Our approach emphasizes early screenings, preventive care, and timely treatment for health and dental needs—helping children build lifelong wellness habits. By connecting families to essential resources and removing barriers to care, we promote overall well-being and ensure children are ready to learn, promoting school readiness.



DENTAL OUTCOMES

NAPA - SOLANO

HEAD START PRESCHOOL

98%

Ninety-eight percent of children in Head Start Preschool have an ongoing source of continuous dental care and access to oral health services.



EARLY HEAD START

95%

Ninety-five percent of children in Early Head Start have an ongoing source of continuous dental care and access to oral health services.



80%

Eighty percent of children enrolled in Head Start Preschool have completed a professional oral health examination.



59%

Fifty-nine percent of children enrolled in Early Head Start have completed a professional oral health examination.



CONTRA COSTA

HEAD START PRESCHOOL

80%

Eighty percent of children in Head Start Preschool have an ongoing source of continuous dental care and access to oral health services.



EARLY HEAD START

78%

Seventy-eight percent of children in Early Head Start have an ongoing source of continuous dental care and access to oral health services.



20%

Twenty percent of children enrolled in Head Start Preschool have completed a professional oral health examination.



35%

Thirty-five percent of children enrolled in Early Head Start have completed a professional oral health examination.



HEALTH OUTCOMES

NAPA - SOLANO

HEAD START PRESCHOOL

One-hundred percent of children in Head Start Preschool have an ongoing source of continuous health care access to medical services.



Ninety-nine percent of children in Head Start Preschool have up to date immunization requirements.



Ninety-nine percent of children enrolled in Head Start Preschool have medical insurance, ensuring consistent access to primary health care services.



EARLY HEAD START

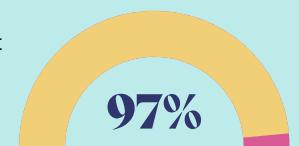
Ninety-nine percent of children in Early Head Start have an ongoing source of continuous health care access to medical services.



Ninety-two percent of children in Early Head Start have up to date immunization requirements.



Ninety-seven percent of children in Early Head Start have medical insurance, ensuring consistent access to primary health care services.



CONTRA COSTA

HEAD START PRESCHOOL

One-hundred percent of children in Head Start Preschool have an ongoing source of continuous health care access to medical services.



Sixty percent of children in Head Start Preschool have up to date immunization requirements.



One-hundred percent of children enrolled in Head Start Preschool have medical insurance, ensuring consistent access to primary health care services.



EARLY HEAD START

Ninety-six percent of children in Early Head Start have an ongoing source of continuous health care access to medical services.



Eighty-three percent of children in Early Head Start have up to date immunization requirements.



One-hundred percent of children in Early Head Start have medical insurance, ensuring consistent access to primary health care services.



FAMILY SERVICES

79

Seventy-nine Positive Parenting Program (Triple P) seminars were delivered to parents participating in our program.



102

One-hundred and two Positive Parenting Program (Triple P) one-on-one sessions were delivered to parents enrolled in our program.



88%

Eighty-eight percent of parents participating in our program partnered with our staff establishing a Family Partnership Agreement goal setting process.



42%

Forty-two percent of families enrolled in our programs received Emergency or Crisis Intervention support.

FAMILY SERVICES

26%

Twenty-six percent of families enrolled in our programs received housing assistance, ensuring access to safe and stable homes.



100%

One hundred percent of families enrolled in our program received education on nutrition, empowering families with the knowledge and skills to make healthier choices.



39%

Thirty-nine percent of families in our program received assistance in enrolling in education and job training programs, opening pathways to skill development and long-term economic stability.



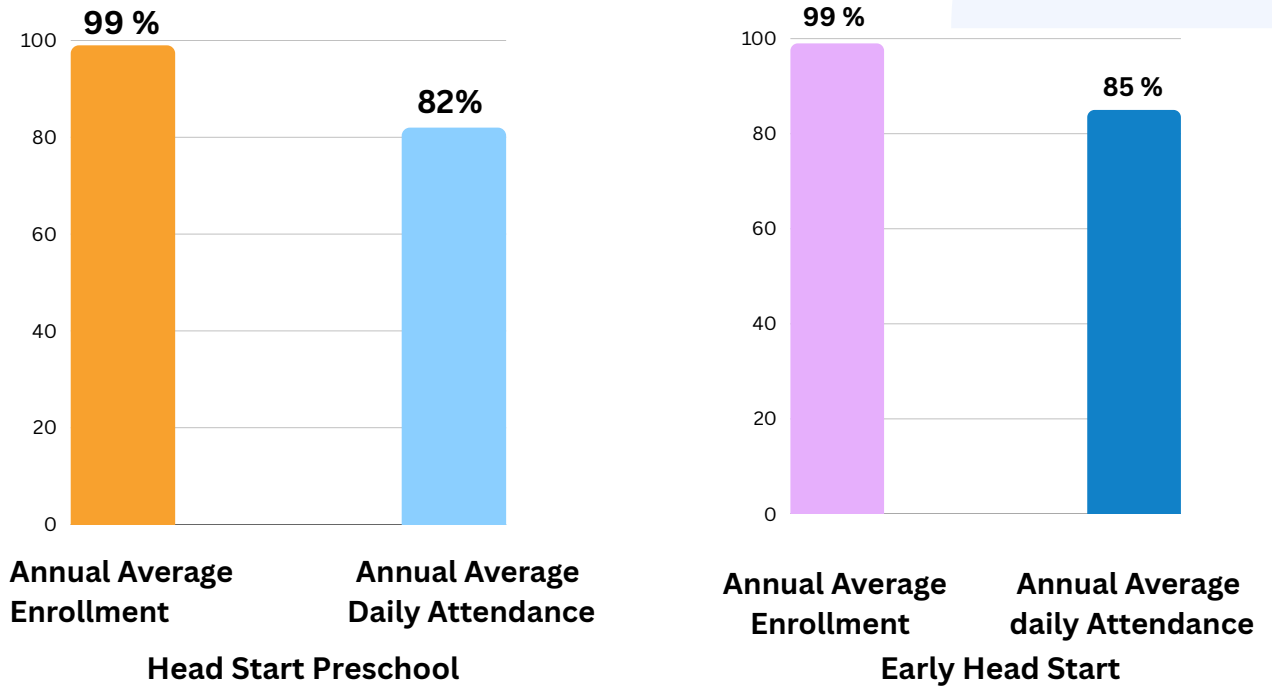
23%

Twenty-three percent of families in our program received mental health support, helping strengthen resilience and foster a healthier community.

ENROLLMENT

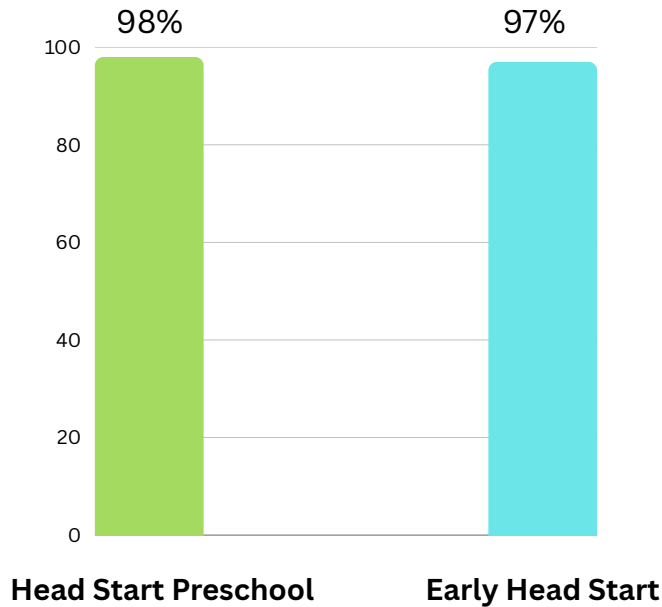
Average Percentage of Enrollment and Attendance

NAPA - SOLANO



Average Percentage of Daily Attendance

CONTRA COSTA



SCHOOL READINESS GOALS



School Readiness Goals

Our school readiness objectives center on building strong foundations in communication and social-emotional development—critical skills for academic success and lifelong learning. Communication Skills.

We aim to strengthen both verbal and non-verbal communication, active listening, and language comprehension to support expressive and receptive language growth. These skills help children articulate ideas clearly and understand others effectively.

Social-Emotional Development.

Our goals emphasize self-awareness, emotional regulation, and positive relationships. By fostering empathy, problem-solving, and resilience, we prepare children to collaborate confidently and adapt to diverse social settings.

Together, these priorities ensure children enter school equipped to thrive academically and personally, laying the groundwork for future achievement.

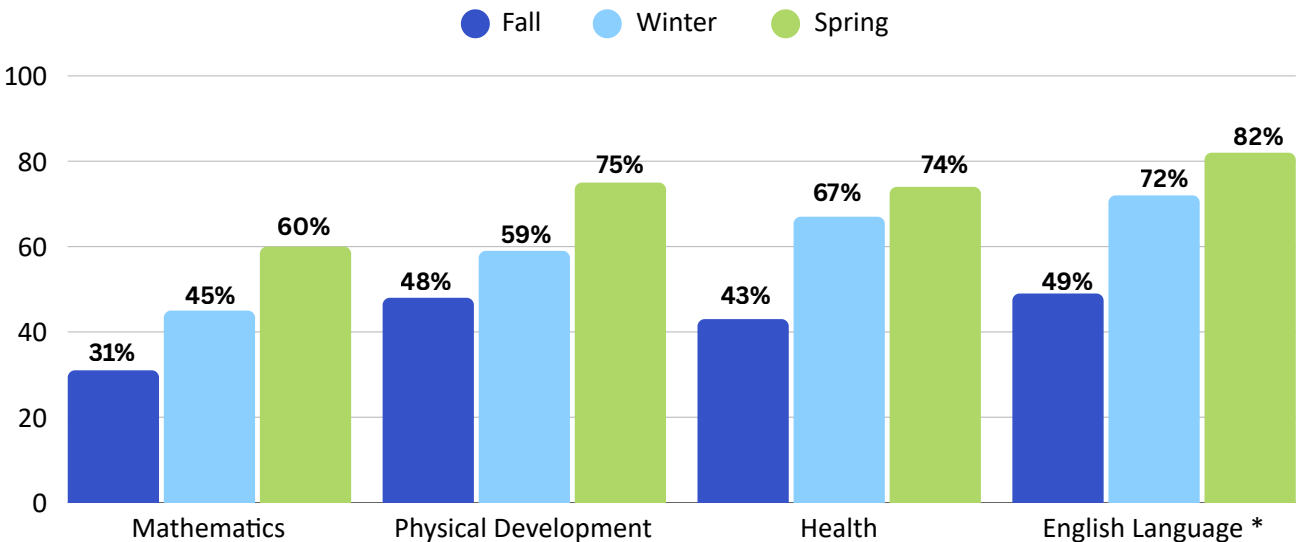
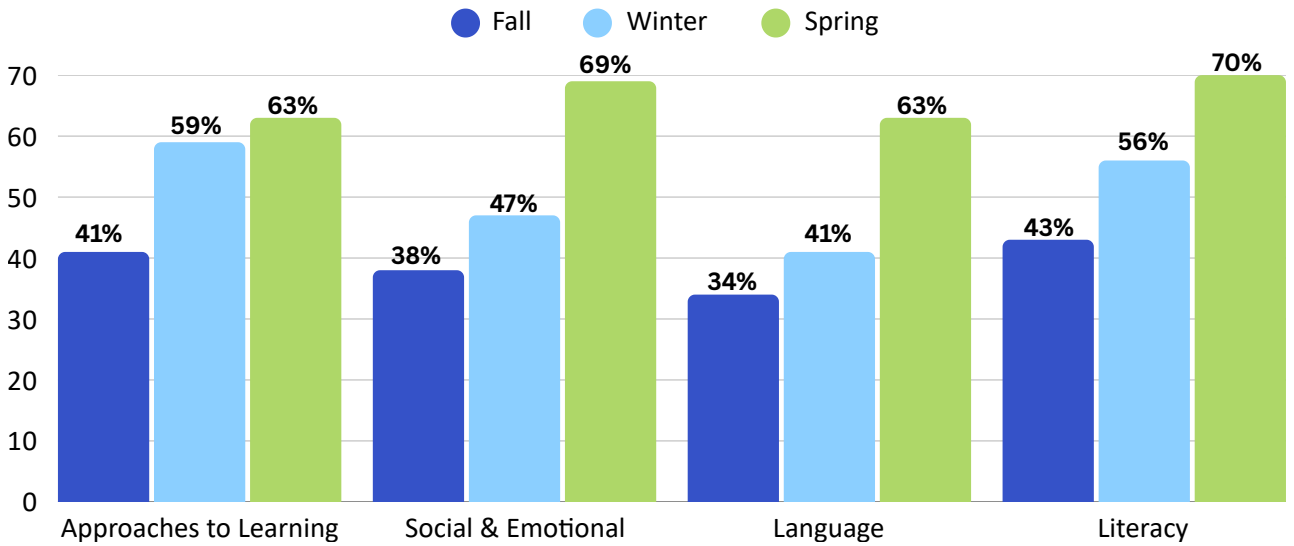


School Readiness Goals 2024-2025

SR Goal	Central Domain	Objective	DRDP-2015 Indicators
Children will develop skills to support interacting with others	Social and Emotional Development	Children will begin to develop personal relationships with peers	SED 4
		Children will begin to develop and demonstrate control over some of their feelings and behaviors (self-regulation)	ATL-REG-5
Foundations for Communication skills	Language and Literacy	Children will communicate their needs and ideas using expressive language	LLD3
		Children will show interest in books, songs, rhymes, stories, and other literacy activities in increasingly complex ways	LLD5
		Children will begin to learn and demonstrate how letters and words work	LLD9 (Preschool only)
		Children will begin to understand sounds are an important part of language	LLD8 (Preschool Only)
		Dual language learners will demonstrate fluency in understanding English	ELD1 (Preschool only)
Children will be engaged and participate in Learning experiences	Approaches to Learning	Children will demonstrate interest and curiosity with activities and materials	ATL-REG 4
		Children will persist in understanding and mastering activities	ATL-REG 6 (Preschool only)
Children will increase their understanding of early math and science concepts	Cognition	Children will learn and begin to use math concepts during routines and experiences	COG 3
		Children shows an increase knowledge of shapes and their characteristics	COG 7 (Preschool only)
Children will develop their motor skills to support learning	Perceptual, Motor, and Physical Development	Children will develop control of large motor skills	PD-HLTH 3
		Children will develop control of small muscles for manipulation and exploration	PD-HLTH 4
Children will develop habits that are healthy and safe		Children will learn and begin to demonstrate healthy and safe habits	PD-HLTH 5

SCHOOL READINESS OUTCOMES

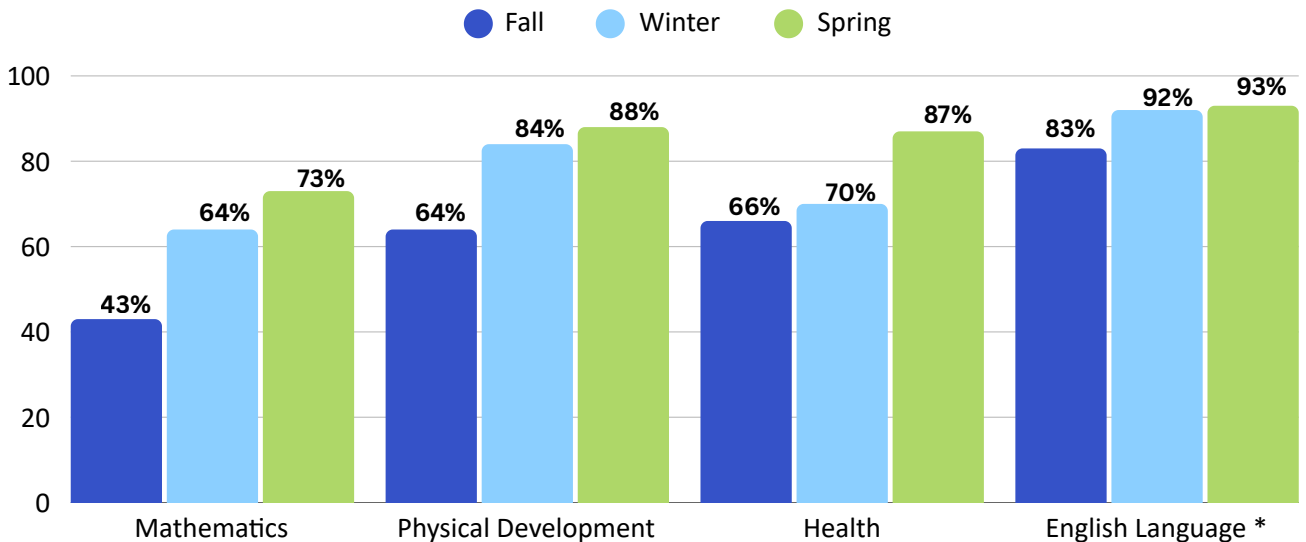
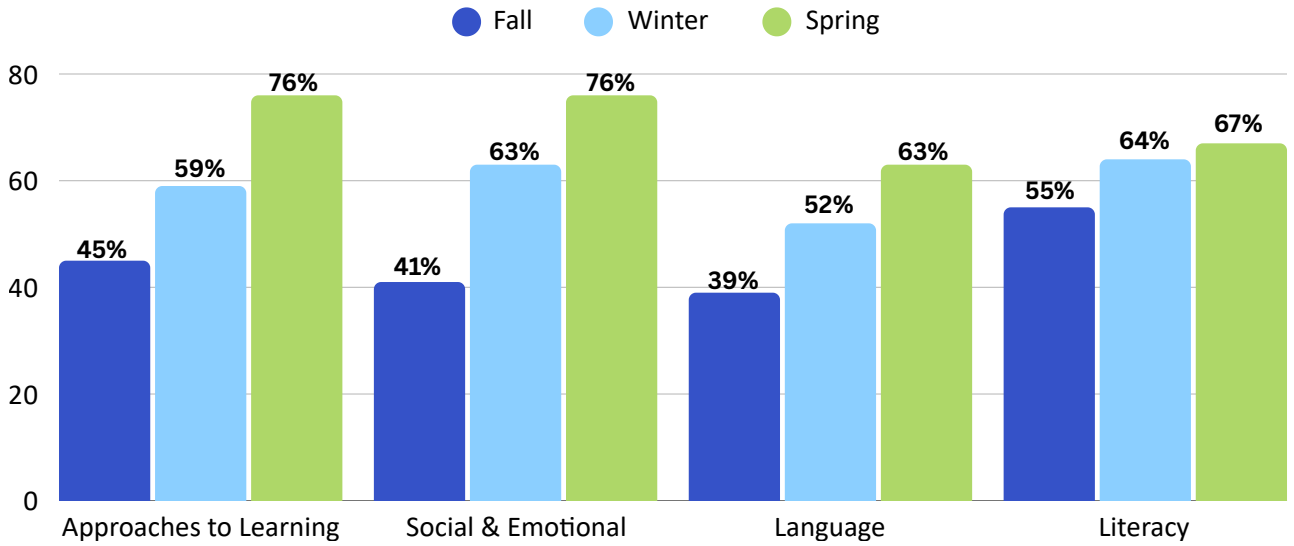
Spring 2024–2025 Domain Comparison
for **3 Yr Old** Children At or Above Foundation
Expectations



* % of Children At or Above "Middle" Range of English Language Development based on CA Foundations

SCHOOL READINESS OUTCOMES

Spring 2024–2025 Domain Comparison for **4 Yr Old** Children At or Above Foundation Expectations



* % of Children At or Above "Middle" Range of English Language Development based on CA Foundations

FINANCIAL STATEMENTS

CSI Financials FY 2025		CSI Financials FY 2024	
Revenue		Revenue	
Federal Grants	\$24,204,213	Federal Grants	\$18,727,558
State and County Grants	6,679,386	State and County Grants	1,291,000
Corporate Contributions	56,028	Corporate Contributions	
Foundation Contributions	0	Foundation Contributions	4,000,500
Other Revenue	327,515	Other Revenue	478,844
Gain on Disposal of Property and Equipment	25,744	Loss on Disposal of Property and Equipment	-15,690
In-Kind Contributions	3,303,357	In-Kind Contributions	2,680,098
Total Revenue	34,596,243	Total Revenue	27,162,310
Expenses		Expenses	
Program Services		Program Services	
Head Start	9,782,772	Head Start	7,135,157
Early Head Start	11,256,461	Early Head Start	11,500,966
Vallejo Early Learning Center	0	Vallejo Early Learning Center	186,205
Food Programs	427,584	Food Programs	367,573
State Preschool Program	926,911	State Preschool Program	826,699
Raising A Reader	5,500		500
Other Program Services	1,372,291	Other Program Services	595,196
Total Program Services	23,771,519	Total Program Services	20,612,296
Supporting Services		Supporting Services	
Management and General	1,769,367	Management and General	1,519,348
Fund Raising	10,115	Fund Raising	9,960
Total Supporting Services	1,779,482	Total Supporting Services	1,529,308
Total Expenses	25,551,001	Total Expenses	22,141,604
Change in Net Assets	9,045,242	Change in Net Assets	5,020,706
Net Assets - Beginning of Year	12,193,364	Net Assets - Beginning of Year	7,175,658
Net Assets - End of Year	\$21,238,606	Net Assets - End of Year	\$12,196,364
CSI Proposed Budget FY 2025-26			
Head Start-Early Head Start		Early Head Start Child Care Partnership	
Direct Services	8,537,442	Direct Services	9,551,891
In-Kind Match	2,143,361	In-Kind Match	2,387,973
Total	\$10,680,803	Total	\$11,939,864

24-25 Audit: Child Start received an unmodified opinion for the FY 2024-2025 financial audit, indicating that the statements accurately represent the agency's financial position, in accordance with Generally Accepted Accounting Principles (GAAP). The audit did not reveal any material weaknesses.

PARTNERS

Thank you for your continued support



THE WILLIAM G. IRWIN
CHARITY FOUNDATION



439 Devlin Road, Napa CA 94558

1(866)-573-4274

www.childstartinc.org

