



Child Start

incorporated

CHILD AND FAMILY SERVICES

2022-2023

Annual Report



WWW.CHILDSTARTINC.ORG



Table Of Contents

- Cover
- Table of Contents
- Vision And Mission
- Message from the Executive Director
- Programs
- Health and Dental Outcomes
- Family Services Outcomes
- Enrollment Outcomes
- School Readiness Goals
- School Readiness Outcomes
- Financials
- Partners



Vision

A community in which everyone has an inherent right to health, education, and opportunity that creates global impact.

Mission

Child Start supports the education, social and emotional development of children, ages 0-5, by providing high quality, comprehensive and family focused early childhood services in partnership with the community.



Executive Director Message



Juan Cisneros, Executive Director

We are excited to share positive trends for services provided and outcomes achieved at Child Start for program year 2022-2023. Child Start opened more classrooms that were closed due to the pandemic, enrolled more children, and offered more health, education, and social services to families than the previous three years. These achievements are primarily attributed to the highly dedicated staff working tirelessly, day in and day out, to meet the critical needs of some of our community's most vulnerable children and families. I would be remiss if I did not acknowledge our community partners, as we know that Child Start cannot meet the comprehensive needs of families alone; we rely on our partners to work with us to help support the whole family.

For 2022-2023, Child Start continued working on the transformational change initiative of becoming a trauma-informed organization. We worked closely with a local consultant to help us look at how our systems are integrated with services and designed with a trauma-informed lens. While this long-term project will take a few more years to fully realize, we are hearing from staff that our efforts are working. After receiving training, between 85% to 92% of staff felt more confident in implementing the following six principles to a trauma-informed approach: safety; trustworthiness and transparency; peer support; collaboration and mutuality; empowerment, voice and choice; and addressing cultural, historical, and gender issues. Further, Child Start staff took the initiative to share trauma-informed and wellness activities that worked for them individually and for their teams at the first annual All-Staff Trauma-informed and Wellness Day, which took place in March 2023.

Two additional agency-wide initiatives were launched in 2022-2023: becoming fully enrolled and fully staffed. While present before COVID-19, these two challenges were exacerbated after the pandemic, not just at Child Start, but across the early care and education sector nationally. To begin to tackle these challenges, Child Start developed a robust enrollment plan and successfully implemented innovative outreach strategies to recruit eligible families and qualified staff in partnership with the federal Office of Head Start and the training and technical assistance network.

Next program year, we look forward to engaging in strategic planning for the upcoming five-year cycle. While we know that there is still work that needs to get done in the above three initiatives, we will also focus on building agency culture and fiscal sustainability. These five focus areas will mark the critical work needed at Child Start in the next few years. We will keep you informed and engage you accordingly as we experience success, challenges, and opportunities to do what we do even better.

PROGRAMS



HEAD START



The Head Start program is tailored to ensure school readiness for children before they embark on their kindergarten journey, our program offers a comprehensive range of services within a dynamic center-based environment. Prepare your child for a bright future with the Head Start advantage!



EARLY HEAD START



The Early Head Start initiative aims to establish collaborations between staff and parents, fostering a robust framework for the social, emotional, physical, and cognitive development of children under their care. If your child is between 0 and 36 months old (has not reached 3 years of age by December 3rd of the current enrollment year), you may be eligible for Early Head Start services.



RAISING A READER



The Head Start program is tailored to ensure school readiness for children before they embark on their kindergarten journey, our program offers a comprehensive range of services within a dynamic center-based environment. Prepare your child for a bright future with the Head Start advantage!

HEALTH AND DENTAL OUTCOMES



HEAD START



HEALTH INSURANCE

99%

Ninety-nine percent of children in Head Start have Health Insurance Coverage.

EARLY HEAD START

HEALTH INSURANCE

90%

Ninety percent of children in Early Head Start have Health Insurance Coverage.

IMMUNIZATIONS



98%

Ninety-eight percent of children in Head Start are up to date on scheduled age appropriate immunizations.

IMMUNIZATIONS

78%

Seventy-eight percent of children in Early Head Start are up to date on scheduled age appropriate immunizations.

ORAL HEALTH



88%

Eighty-eight percent of children in Head Start received age-appropriate preventive dental oral health care.

ORAL HEALTH

87%

Eighty-seven percent of children in Early Head Start received age-appropriate preventive dental and oral health care.

MEDICAL HOME



99%

Ninety-nine percent of children in Head Start have Access to preventive medical care.

MEDICAL HOME

92%

Ninety-two percent of children in Early Head Start have Access to preventive medical care.

FAMILY SERVICES OUTCOMES



HEAD START

FAMILY NEEDS ASSESSMENT

93%

Ninety-three percent of families in Head Start completed a family needs assessment.



POSITIVE PARENTING PROGRAM

74

Seventy-four Positive Parenting Program Level 2 Seminars were provided for parents in Head Start.



FAMILY GOAL SETTING PROCESS

83%

Eighty-three percent of families in Head Start completed a family goal setting process.



UNHOUSED, PUBLIC ASSISTANCE OR FOSTER CARE

49%

Forty-nine percent of families served in Head Start were unhoused, received public assistance or in Foster Care.



EARLY HEAD START

FAMILY NEEDS ASSESSMENT

90%

Ninety percent of families in Early Head Start completed a family needs assessment.

POSITIVE PARENTING PROGRAM

78

Seventy-eight one on one Positive Parenting Program Level 3 were provided for parents in Early Head Start.

FAMILY GOAL SETTING PROCESS

77%

Seventy-seven percent of families in Early Head Start completed a family goal setting process.

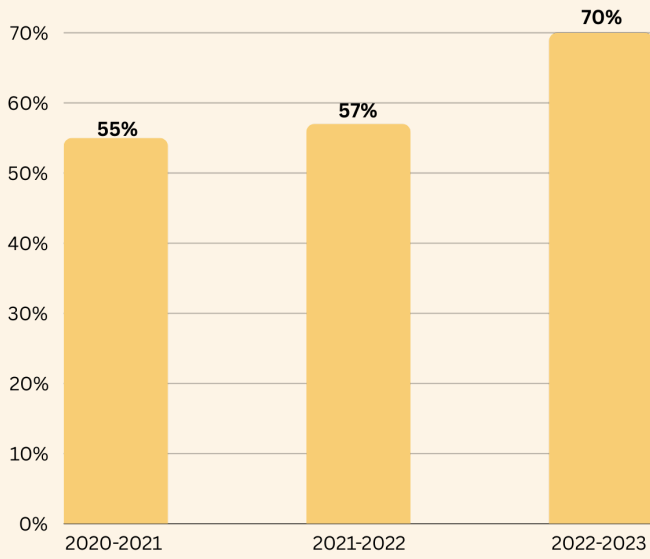
UNHOUSED, PUBLIC ASSISTANCE OR FOSTER CARE

54%

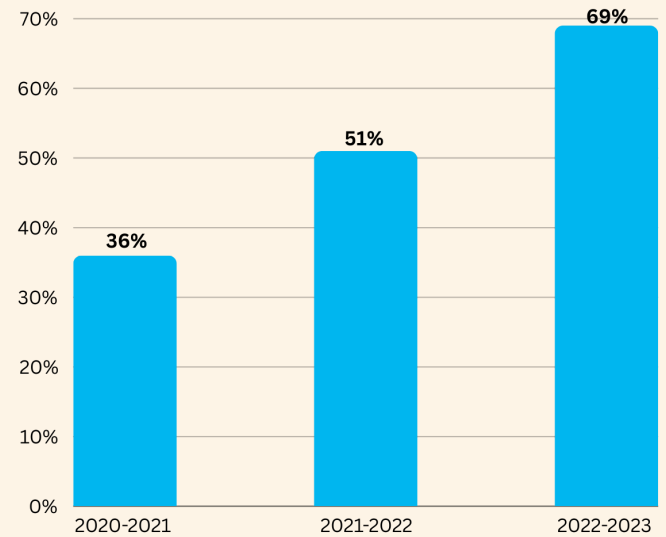
Fifty-four percent of families served in Early Head Start were unhoused, received public assistance or in Foster Care.

ENROLLMENT OUTCOMES

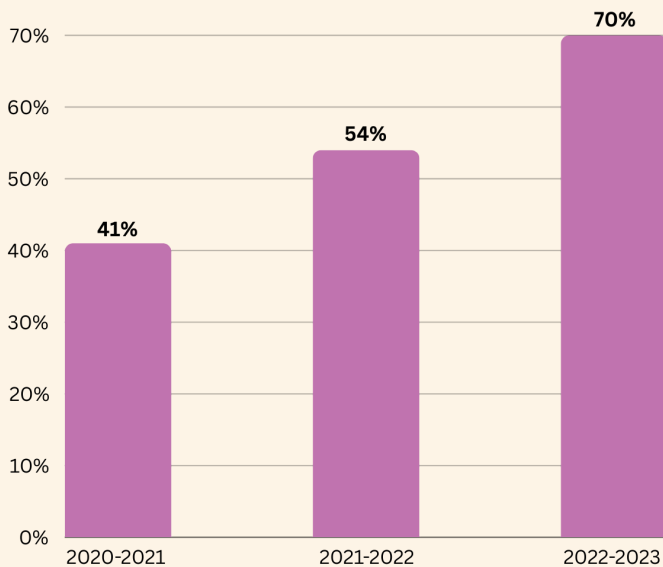
ANNUAL EARLY HEAD START ENROLLMENT



ANNUAL HEAD START ENROLLMENT



TOTAL ENROLLMENT



School Readiness Goals 2022-2023

SR Goal	Central Domain	Objective	DRDP-2015 Indicators
Children will develop skills to support interacting with others	Social and Emotional Development	Children will begin to develop personal relationships with peers	SED 4
		Children will begin to develop and demonstrate control over some of their feelings and behaviors (self-regulation)	ATL-REG-5
foundations for communication skills	Language and Literacy	Children will communicate their needs and ideas using expressive language	LLD3
		Children will show interest in books, songs, rhymes, stories, and other literacy activities in increasingly complex ways	LLD5
		Children will begin to learn and demonstrate how letters and words work	LLD9 (Preschool only)
		Children will begin to understand sounds are an important part of language	LLD8 (Preschool Only)
		Dual language learners will demonstrate fluency in understanding English	ELD1 (Preschool only)
Children will be engaged and participate in learning experiences	Approaches to Learning	Children will demonstrate interest and curiosity with activities and materials	ATL-REG 4
		Children will persist in understanding and mastering activities	ATL-REG 6
Children will increase their understanding of early math and science concepts	Cognition	Children will learn and begin to use math concepts during routines and experiences	COG 3
		Children observe objects to compare, match and sort based on attributes	COG 2
Children will develop their motor skills to support learning	Perceptual, Motor, and Physical Development	Children will develop control of large motor skills	PD-HLTH 3
		Children will develop control of small muscles for manipulation and exploration	PD-HLTH 4
Children will develop habits that are healthy and safe		Children will learn and begin to demonstrate healthy and safe habits	PD-HLTH 5

SCHOOL READINESS OUTCOMES



3 YEARS OLD

ENGLISH LANGUAGE DEVELOPMENT



86%

Eighty-six percent of 3-year-old children are at or above "middle" range of English language development.

4 YEARS OLD

ENGLISH LANGUAGE DEVELOPMENT

98%

Ninety-eight percent of 4-year-old children are at or above "middle" range of English language development.

PHYSICAL DEVELOPMENT



81%

Eighty-one percent of 3-year-old children are at or above California Foundation Expectations.

PHYSICAL DEVELOPMENT

85%

Eighty-five percent of 4-year-old children are at or above California Foundation Expectations.

LITERACY



67%

Sixty-seven percent of 3-year-old children are at or above "middle" range of literacy based on California Foundation Expectations.

LITERACY

98%

Ninety eight percent of 4-year-old children are at or above "middle" range of literacy based on California Foundation Expectations.

MATHEMATICS

53%



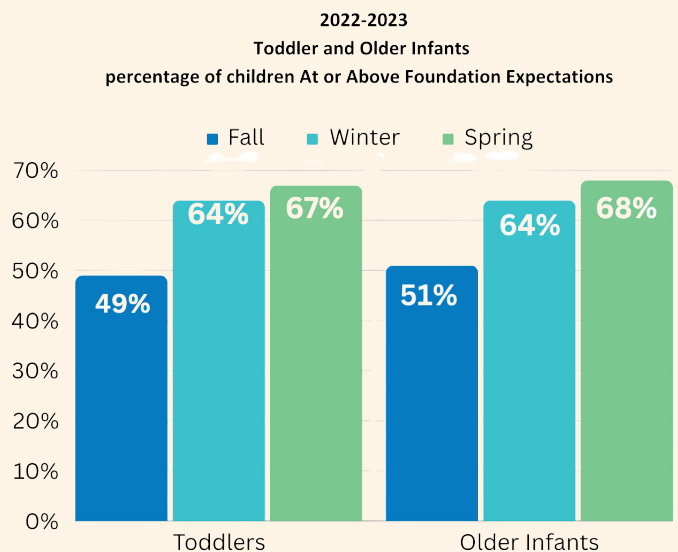
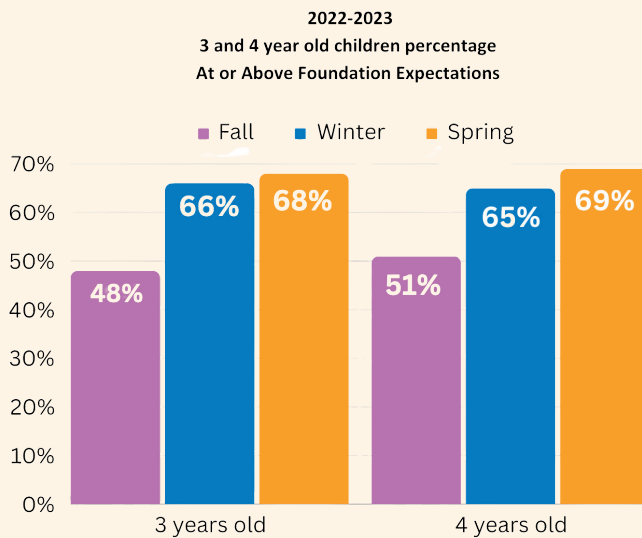
Fifty-three percent of 3-year-old children are at or above foundation expectations in mathematics.

MATHEMATICS

60%

Sixty percent of 4-year-old children are at or above foundation expectations in mathematics.

SCHOOL READINESS OUTCOMES



FINANCIALS

CSI Financials FY 2023

Revenue	
Federal Grants	\$16,016,194
State and County Grants	570,926
Corporate Contributions	
Foundation Contributions	5,000
Other Revenue	70,684
Loss on Disposal of Property and Equipment	-76,284
In-Kind Contributions	1,730,279
Total Revenue	18,316,799
Expenses	
Program Services	
Head Start	8,900,585
Early Head Start	7,629,147
Early Head Start Child Care Partnership	0
Food Programs	285,324
State Preschool Program	481,575
Raising A Reader	11,000
Other Program Services	226,673
Total Program Services	17,534,304
Supporting Services	
Management and General	
Fund Raising	1,295,026
Total Supporting Services	8,412
Total Expenses	1,303,438
	18,837,742
Change in Net Assets	(520,943)
Net Assets - Beginning of Year	7,359,358
Net Assets - End of Year	\$6,838,415

CSI Financials FY 2022

Revenue	
Federal Grants	\$18,064,213
State and County Grants	739,770
Corporate Contributions	
Foundation Contributions	5,000
Other Revenue	66,847
In-Kind Contributions	1,741,773
Total Revenue	20,617,603
Expenses	
Program Services	
Head Start	8,722,231
Early Head Start	7,637,701
Early Head Start Child Care Partnership	746,496
Food Programs	289,602
State Preschool Program	544,726
Other Program Services	62,750
Total Program Services	18,003,506
Supporting Services	
Management and General	
Fund Raising	1,226,115
Total Supporting Services	8,400
Total Expenses	1,234,515
	19,238,021
Change in Net Assets	1,379,582
Net Assets - Beginning of Year	5,979,776
Net Assets - End of Year	\$7,359,358

CSI Proposed Budget FY 2023-24

Head Start-Early Head Start	
Direct Services	8,795,768
In-Kind Match	0
Total	\$8,795,768

Early Head Start Child Care Partnership	
Direct Services	7,655,738
In-Kind Match	0
Total	\$7,655,738

- Financial Audit: Child Start's most recent annual audit for program year 2022-2023 had no findings.



Child Start
incorporated

CHILD AND FAMILY SERVICES



PARTNERS

**We thank you for your
continued support.**

CHILDREN & FAMILIES



NAPA VALLEY
COMMUNITY FOUNDATION



439 Devlin Road, Napa CA 94558

1(866)-573-4274

www.childstartinc.org

