



2020- 2021

ANNUAL REPORT

Table of Contents



Cover Page -----	1
Table of Contents -----	2
Leadership Message -----	3
Mission Statement -----	4
Programs -----	5
Raising A Reader -----	6
Program Impact: School Readiness -----	7-8
School Readiness Goals -----	9
Program Impact: Health and Dental -----	10
Program Impact: Family Services -----	11
Annual Enrollment -----	12
Financial Statements -----	13



Message from Executive Director & Board Chair



Reflecting back over the last two years, it would have been hard to imagine the toll that this pandemic would have on our agency and our communities. There have been tremendous hardships; loss of family members, parents trying to be both breadwinners and teachers to their children, facing isolation and separation from extended family and slowly coming back to some semblance of normalcy, only to have new variants pop up that force us back into restrictions. We will be forever changed by this pandemic.

As we look forward with the hope of reduced transmission of the virus and begin to plan for what comes next, we know that it will be some time before we understand the full impact of the pandemic and how it has affected the families we serve. There are challenges but there are also opportunities. Many have spoken about the chance to return to a new normal and this provides the opportunity to discover what that might look like.

One element of our new normal comes from our agency values statements: advancing a culture of equity, diversity, inclusion and belonging. Child Start as an agency, and Head Start as a program are built on the promise of equity but there is always more work to do. The Head Start program was built as a measure to help end poverty, which is often a consequence of prejudice, racism and past trauma. Advancing a culture of equity, diversity, inclusion and belonging means that we imagine the day where all are equal, while working every day to press forward with the actions and behaviors that move us towards that vision.

Another element of our new normal involves planning for the changing landscape in early education. California has passed legislation that creates the path for preschool in our public school settings. This will undoubtedly have an impact on our Head Start programming. Expanding services for younger children has been a strong component of our agency's strategic plan over the last 5 years and with these new developments in state law, these plans may now require a more accelerated timeline.

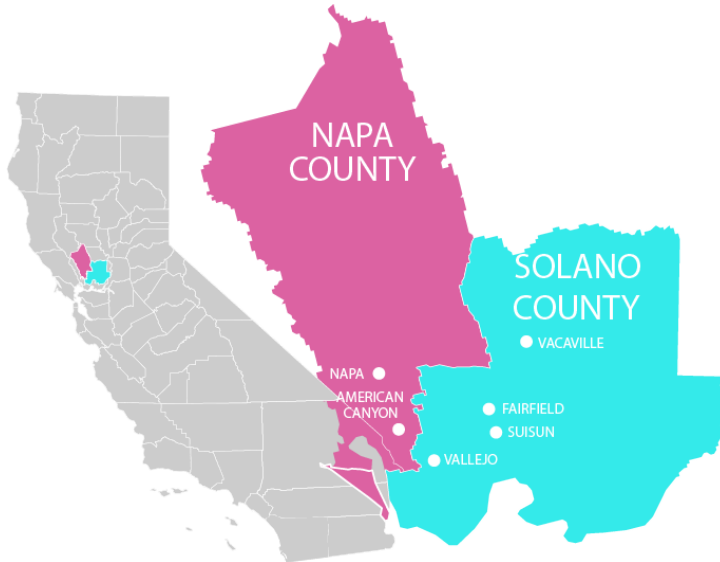
If there's one thing we know, it's that Child Start will continue to be a primary voice in the conversation about family needs. We've been doing it for over 55 years and we look forward to the work. It is heart and soul work, and it matters! And we thank you, the community, for showing up in partnership with us to help make a difference for those we serve.

Sincerely,

Debbie Peralez, Executive Director
Joshua Mallory, Chairman of the Board

Our Mission

Serving Napa and Solano Counties



Child Start supports the educational, social, and emotional development of children, from birth to age 5, by providing high-quality, comprehensive, and family-focused early childhood services in partnership with the community.

Programs



HEAD START

The Head Start program is designed to support school readiness for children prior to their entrance to kindergarten, by providing an array of services in a center-based setting.

EARLY HEAD START

The Early Head Start program is designed to create partnerships between staff and parents to provide a solid foundation of social, emotional, physical, and cognitive development for children in their care.

CHILD CARE PARTNERSHIPS

Child Start has developed a Child Care Partnership (CCP) program designed to strengthen the quality and impact of licensed childcare centers and family childcare homes throughout Napa and Solano Counties. Utilizing the Head Start and Early Head Start model, Child Start works with partners to increase their capacity to provide infant and toddler care in high-quality environments; strengthen support of working parents by increasing access to a broad range of integrated services; and enhance coordination of service and delivery among agencies and organizations serving children and families.

Raising A Reader



Child Start offers a nationally recognized and evidence-based early literacy program known as Raising A Reader in all Head Start and Early Head Start classrooms throughout Napa and Solano Counties. Raising A Reader has proven to make a positive and lasting impact on family reading behavior, parent-child bonding, and kindergarten readiness across diverse cultural and language demographics. As a weekly book exchange program, Raising A Reader promotes and strengthens family engagement, fosters healthy brain development, develops and enhances early literacy and language skills, and helps create a love for reading.

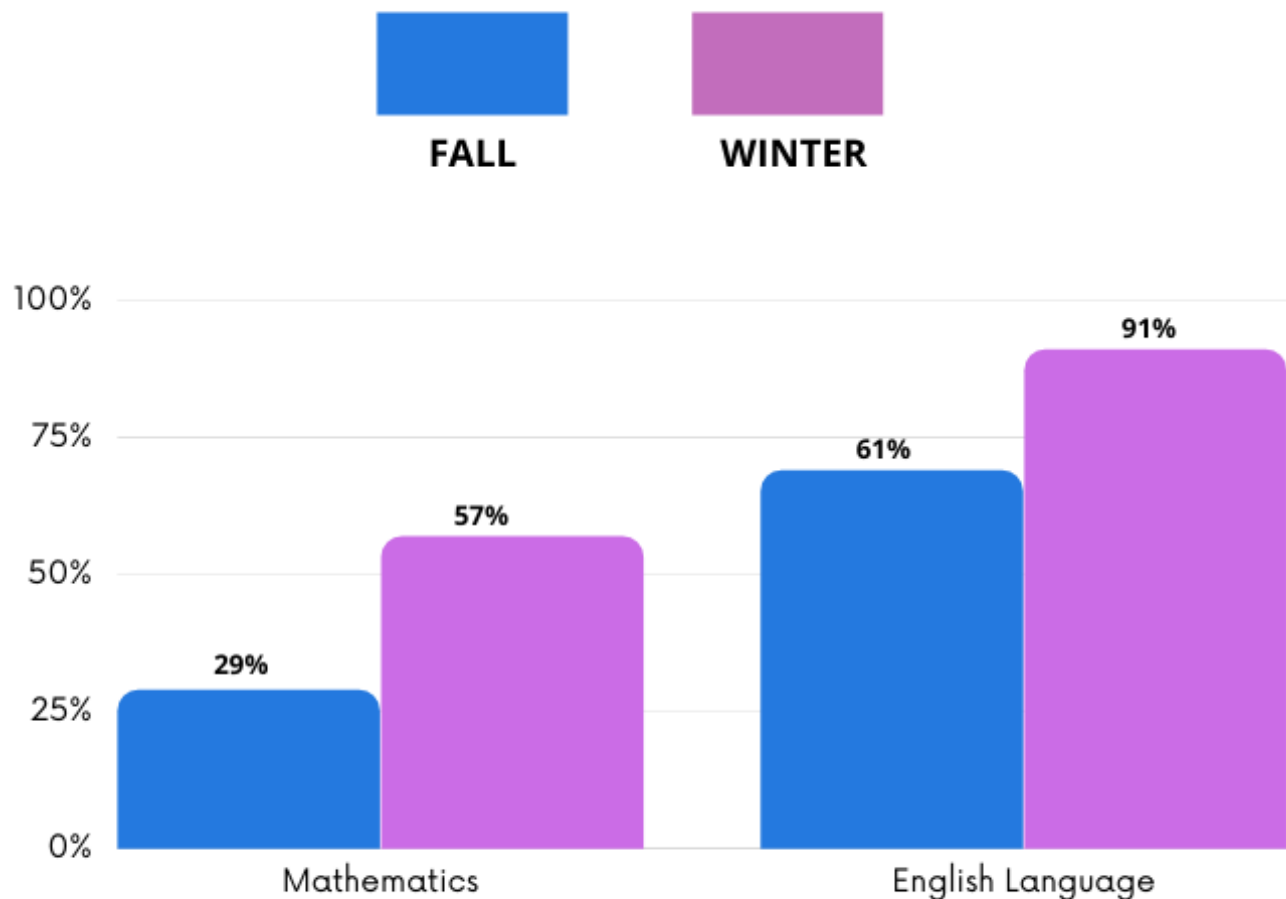
Raising A Reader is made possible with support from the Napa Valley Community Foundation Freed Family Fund, Napa Valley Vintners, and First 5 Napa.



Program Impact: School Readiness

Child Start analyzes child assessment data to measure developmental progress across multiple domains to determine how the program has contributed to children's growth. One method for estimating program impact is to compare child assessment scores between Fall and Winter collection periods while controlling for age and other demographic variables. The following graphs compare the results of child assessment data between Fall 2020 and Winter 2021.

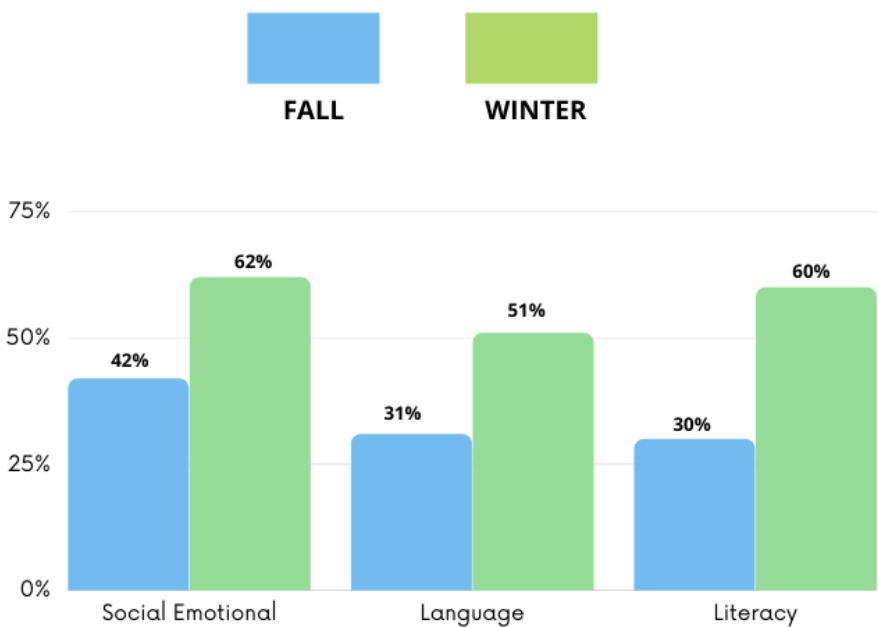
Domain Comparison for All Preschoolers Winter 2020-2021 percentage of children At or Above Foundation Expectations



Program Impact: School Readiness

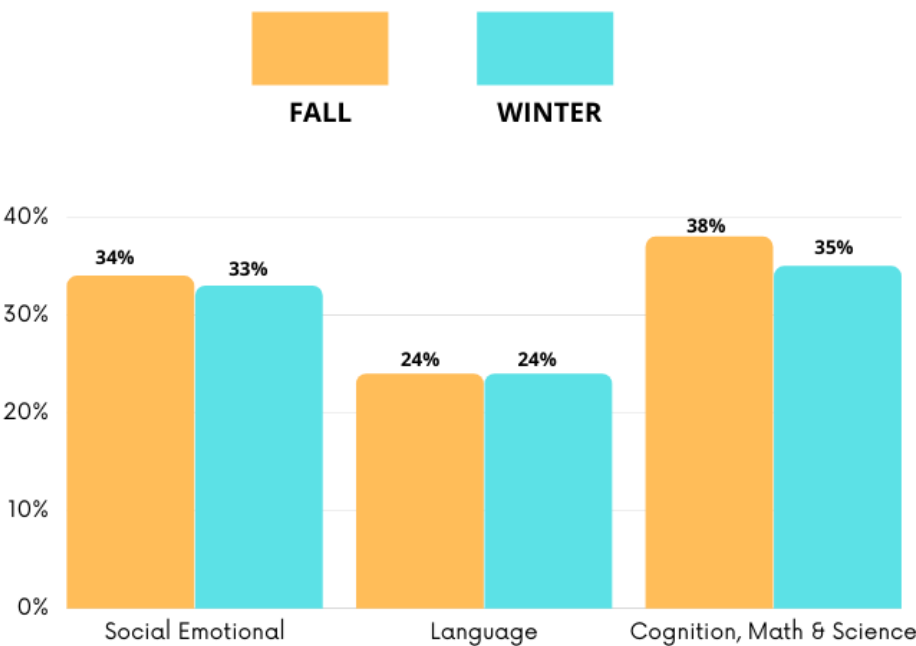
Domain Comparison for All Preschoolers

Winter 2020-2021 percentage of children At or Above Foundation Expectations.



Domain Comparison for All Infants & Toddlers

Winter 2020-2021 percentage of children At or Above Foundation Expectations.



School Readiness Goals 2020-2021

SR Goal	Central Domain	Objective	DRDP-2015 Indicators
Children will develop skills to support interacting with others	Social and Emotional Development	Children will begin to develop personal relationships with peers	SED 4
		Children will begin to develop and demonstrate control over some of their feelings and behaviors (self-regulation)	ATL-REG 5
Children will build foundations for communication skills	Language and Literacy	Children will communicate their needs and ideas using expressive language	LLD3
		Children will show interest in books, songs, rhymes, stories, and other literacy activities in increasingly complex ways	LLD5
		Children will begin to learn and demonstrate how letters and words work	LLD9 (Preschool only)
		Children will begin to understand sounds are an important part of language	LLD8 (Preschool Only)
		Dual language learners will demonstrate fluency in understanding English	ELD1 (Preschool only)
Children will be engaged and participate in learning experiences	Approaches to Learning	Children will demonstrate interest and curiosity with activities and materials	ATL-REG 4
		Children will persist in understanding and mastering activities	ATL-REG 6
Children will increase their understanding of early math and science concepts	Cognition	Children will learn and begin to use math concepts during routines and experiences	COG 3
		Children observe objects to compare, match and sort based on attributes	COG 2
Children will develop their motor skills to support learning	Perceptual, Motor, and Physical Development	Children will develop control of large motor skills	PD-HLTH 3
		Children will develop control of small muscles for manipulation and exploration	PD-HLTH 4
Children will develop habits that are healthy and safe		Children will learn and begin to demonstrate healthy and safe habits	PD-HLTH 5


March 2020

Program Impact: Health and Dental




58%

Head Start children up to date on age-appropriate preventive health care



40%

Early Head Start children up to date on age-appropriate preventive health care



49%

Head Start children up to date on age-appropriate oral health care



48%

Early Head Start children up to date on age-appropriate oral health care



20-21 Key Outcomes: Family Services

88%

FAMILY NEEDS ASSESSMENT

Eighty-eight percent of families completed a family needs assessment.

79%

HOMELESS, PUBLIC ASSISTANCE, OR FOSTER CARE

Seventy nine percent of families served in 2020-2021 program year met federal poverty-guidelines, were homeless, received public assistance or in foster care.

496

LEVEL 2 SEMINARS POSITIVE PARENTING PROGRAM

Four hundred and ninety six participants attended Triple P Level 2 parenting seminars during the program year 2020-2021.

81%

FAMILY GOAL SETTINGS PROCESS

Eighty one percent of families enrolled were engaged in family goal setting process.

12%

COVID-19 EMERGENCY SUPPORT

Twelve percent of enrolled families received COVID-19 pandemic emergency support. (Utility assistance, pre-paid food cards, pre-paid gas cards).

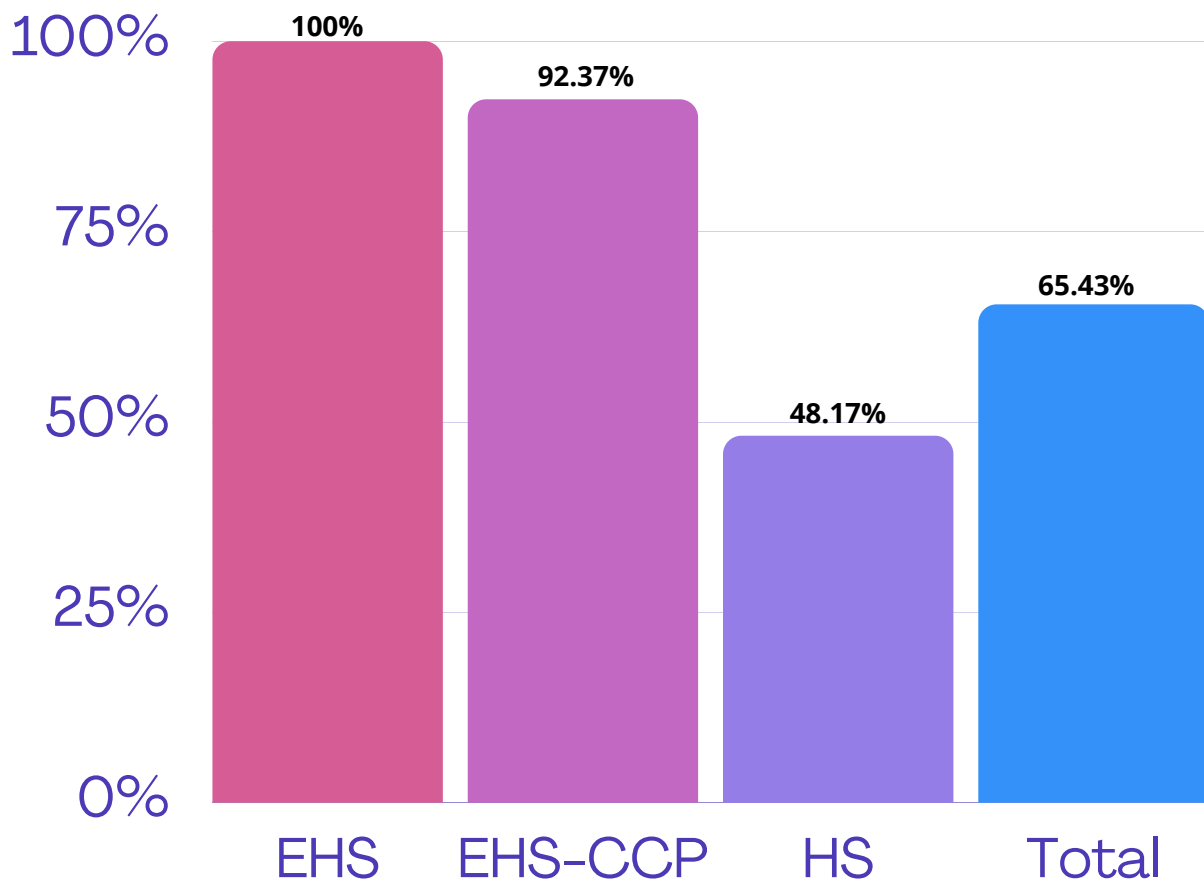
148

LEVEL 3 PRIMARY CARE TRIPLE P

One hundred and forty eight participants attended Level 3 Primary Care Parenting seminars.

20-21 Enrollment Percentage per Funded Enrollment

For Program Year 2020-2021, Child Start maintained an average of 65.43% enrollment across all program options, including Head Start, Early Head Start, and Early Head Start – Child Care Partnership.



Total served (cumulative enrollment from 2020-2021)

PROGRAM INFORMATION	Funded Enrollment	Total cumulative Enrollment
EHS-CCP	122	116
EHS	204	210
HS	599	297
Total	925	623

Fiscal Year 2020-2021 Financials

CSI Financials FY 2021		CSI Financials FY 2020	
Revenue		Revenue	
Federal Grants	\$15,519,852	Federal Grants	\$12,465,624
State and County Grants	575,158	State and County Grants	327,502
Corporate Contributions		Corporate Contributions	
Foundation Contributions	100,000	Foundation Contributions	200,000
Other Revenue	97,152	Other Revenue	201,197
In-Kind Contributions	2,295,042	In-Kind Contributions	1,543,982
Total Revenue	18,587,204	Total Revenue	14,738,305
Expenses		Expenses	
Program Services		Program Services	
Head Start	9,385,156	Head Start	7,128,319
Early Head Start	3,705,638	Early Head Start	3,001,858
Early Head Start Child Care Partnership	2,556,602	Early Head Start Child Care Partnership	2,452,093
Food Programs	105,718	Food Programs	322,710
State Preschool Program	506,006	State Preschool Program	389,002
Other Program Services	103,856	Other Program Services	267,697
Total Program Services	16,362,976	Total Program Services	13,561,679
Supporting Services		Supporting Services	
Management and General	955,697	Management and General	1,151,562
Fund Raising	9,000	Fund Raising	8,900
Total Supporting Services	964,697	Total Supporting Services	1,160,462
Total Expenses	17,327,673	Total Expenses	14,722,141
Change in Net Assets	1,259,531	Change in Net Assets	16,164
Net Assets - Beginning of Year	4,720,245	Net Assets - Beginning of Year	4,704,081
Net Assets - End of Year	\$5,979,776	Net Assets - End of Year	\$4,720,245
CSI Proposed Budget FY 2022-2023			
Head Start-Early Head Start		Early Head Start Child Care Partnership	
Direct Services	8,570,742	Direct Services	7,456,314
In-Kind Match	1,714,148	In-Kind Match	1,491,262
Total	\$10,284,890	Total	\$8,947,576
- Financial Audit: Child Startt's most recent annual audit for program year 2020-2021 had no findings.			

WWW.CHILDSTARTINC.ORG



Child Start

incorporated

CHILD AND FAMILY SERVICES

**Committed to the development of the whole child—
educationally, socially, and emotionally—through
our Head Start/Early Head Start programs and in
collaboration with community partners.**



Follow us on
Instagram

Child_Start



Like us on

Facebook

Child Start Incorporated¹⁴