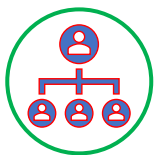




WEEKLY UPDATE | September 28 – 2020



FROM THE DIRECTORS

Dear Child Start Team:

Below is important information on the General Election, which is scheduled for November 3rd this year. Voting is always an important way to make our voices heard about the issues we believe to be important. The information below is also something that can be shared with families as we work with them to feel empowered about advocating for the issues they care about.

California offers voter registration online, by mail, and in person. Online voter registration is available at RegisterToVote.ca.gov. You can also request and complete a paper voter registration form and mail, or hand deliver it to your county elections official to register to vote.

Key Dates:

Election day is Nov. 3

Registration deadlines

Online: Oct. 19

By mail: Postmarked by Oct. 19

In person: Nov. 3



Child Start Weekly Update



Absentee ballot deadlines

Request: Oct. 27

Return by mail: Postmarked by Nov. 3

Return in person: Nov. 3 by 8:00 p.m.

Early voting

Oct. 5 - Nov. 2, but dates and hours may vary based on where you live.

Additional information

You can also register and vote on Election Day.

Conditional voter registration is a safety net for Californians who miss the deadline to register to vote or update their voter registration information. Voters can use the conditional voter registration process from the day after the deadline all the way through Election Day. Eligible citizens can go to their county election office, polling place, or vote center to register and vote conditionally. These ballots will be processed once the county elections office has completed the voter registration verification process.

Go this website from the California Secretary of State for more information -

<https://www.sos.ca.gov/elections/voting-resources/voting-california/election-dates-and-resources>



Website: www.childstartinc.org



Contact: Luis Pineda
707-333-1874



Email: lpineda@childstartinc.org



Education/Disabilities Department

A friendly reminder about our Weekly Education Calls

- **Monday September 28th ,2020**

1. Duration Staff 9:30 am-10:30 am

2. PD-PY, FD-FY-HS, State Preschool Staff: 11:00 am-12:00 noon

3. FD/FY-EHS Staff: 1:00 pm-2:00 pm

Education Creative Curriculum Resources

The Creative Curriculum includes developmentally appropriate goals and objectives for children within four main categories of interest such as social-emotional, physical, cognitive and language.

The cognitive stage is associated with thinking skills. Children learn how to solve problems, ask questions and think critically.

To review these resources, click the link below.

[Education Resources\Creative Curriculum](#)





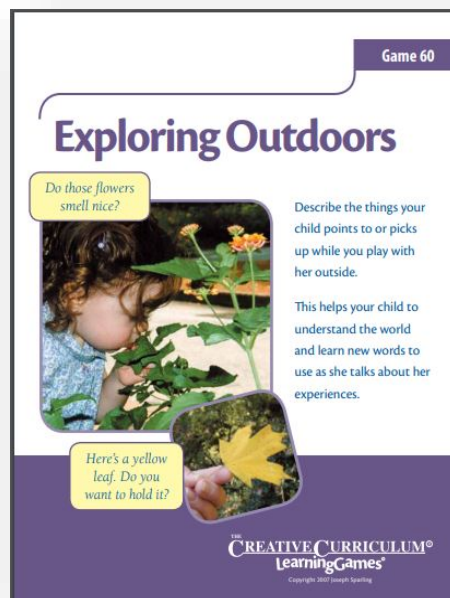
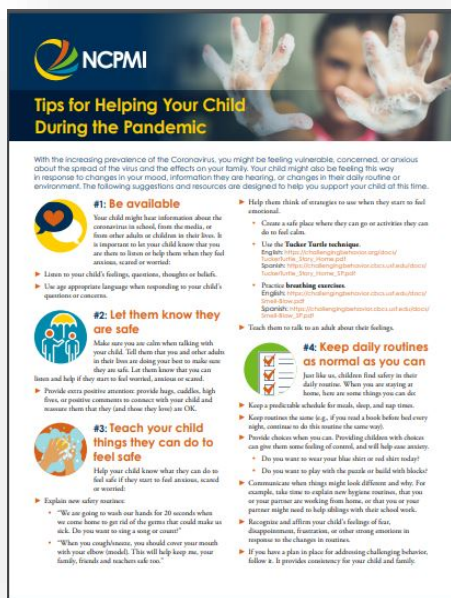
Education/Disabilities Department

Education Resources-Tool Box

You can find helpful resources to support the children social-emotional development with topics like “Show Feelings”, “To and from”, “Math”, “Exploring Outdoors” and many more in both English and Spanish.

Please look at these resources by visiting the Child Start website staff page or click the link below:

[Virtual Learning Tool Box Resources](#)





Information Technology Department

Here are the steps to follow when sending Zoom meeting invitations from the Zoom App on iPad.

1. **Open and sign-in to Zoom app:**
2. -click on '**Schedule**'
3. -choose a Start Time, etc.
4. -turn off '**Require Meeting Password**' (not necessary)
5. -turn off '**Enable Waiting Room**' (not necessary)
6. -select **Done** (top right)
7. -select '**Meetings**' (left column)
8. -select '**Send Invitation**'
9. -select '**Copy to Clipboard**'
10. -press Home button on iPad once to back out to home screen





Information Technology Department

Instructions on How To copy and paste a link invitation into an email message

PASTE invitation into your email:

1. -open **Safari** app internet browser (icon is a **blue compass** with red and white pointers)
2. -enter www.childstartinc.org
3. -scroll down to “**Employee Login**”
4. -scroll down to “**Staff Email Access**”
5. -Log into **Outlook Web App** (*note: username = **devlin\...**)
6. -choose “⊕ New”
7. -**paste** invitation to message box (tap a couple of times inside message box, then select [paste](#))
8. -enter email address(es) and tap on “send”.





Family Services

Triple P (Positive Parenting Program) Level 2 seminars started on September 22, 2020.

Center Directors, Teachers and Family Advocate Practitioners continue to provide virtual seminars to support the parenting needs of our families.

We would like to acknowledge your efforts and dedication towards the accomplishment of the September 2020 goal.

At this time, we have completed 18 of 30 seminars and 12 more virtual Level 2 seminars are scheduled for the week of September 28th, 2020.

Here are some of the scheduled Level 2 Seminars. For more information please refer to the Family Services Support Plan dated 09/25/20.

Team	Practitioner(level)	Level 2 Facilitator	Sites	Date	Time	Language	Zoom Link
10	Monica Hernandez (2,3)	Shawnee Baylock	North Vallejo 2	9/28/20	1:30 pm	English	https://zoom.us/j/97627469544
15	Zeba Manzoor (2)	Yolanda Arroyo	Kidder 1, 2 & 3	9/29/2020	3:00	English	https://zoom.us/j/96746288812
8	Jennifer Rosa (2,3)	Isabel Hernandez	Mariposa 2	9/28/20	4:00 pm	English	https://zoom.us/j/6589114578
2	Elda Frias (2,3)	Norma Villanueva	Tabor 1&2	9/30/2020	3:00PM	Spanish	https://zoom.us/j/9898371808

